

B4

Grades K-2


(1 of 2)

Name _____

Coin Combinations (Option 1)


Directions: Draw a line between the coins and their correct value.

1




Penny Nickel Dime

2




Penny Nickel Nickel

3



Penny Penny Quarter

4



Nickel Dime Dime

27 cents

25 cents

11 cents

16 cents

B4

(2 of 2)

Grades K-2

Name _____

Coin Combinations (Option 2)

Directions: Using the coins below, make a combination that equals the amount shown. You may use coins more than once.

Write a **P** for **Penny**, **N** for **Nickel**, **D** for **Dime**, and **Q** for **Quarter**.



27 cents QPP or DDNPP or NNNNPP

25 cents DDN or Q or NNNNN

11 cents PD or NNP









16 cents DNP or NNNP

Make up your own coin combination and tell its value.

Name _____

Do You Believe Them?

Directions: In each block below, circle the group you think is worth more.

<p>5 pennies</p>  <p>1 dime</p> 	<p>1 quarter</p>  <p>10 pennies</p> 
<p>3 dimes</p>  <p>15 pennies</p> 	<p>1 nickel</p>  <p>4 pennies</p> 


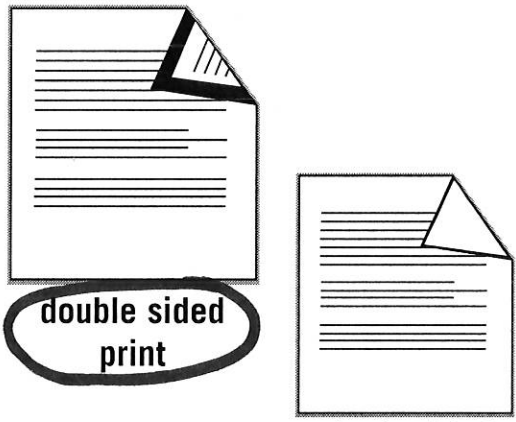


C1

Grades K-2

Name _____

Choices, Choices

Directions: For each choice, **circle** the one that saves money and the environment. Put an **X** next to the one that is the opportunity cost.

<p>1</p>  <p>lunch box</p> <p>lunch bag X</p>	<p>2</p>  <p>double sided print</p> <p>single sided print X</p>
<p>3</p>  <p>book store X</p> <p>library</p>	<p>4</p>  <p>new game X</p> <p>traded game</p>

Puzzle Solutions

Teach Children to Save
K-2 "Money" Puzzle Solution

	D			P			Q
N	I	C	K	E	L		U
	M	B	A	N	K		A
C	E	N	T	N			R
O				Y			T
I							E
N		D	O	L	L	A	R
S							

Teach Children to Save
K-2 "Options" Puzzle Solution

	P				V			
	U			S	A	F	E	S
	R	I	S	K	L			A
	C				U			V
C	H	O	I	C	E			I
	A		W	O	R	T	H	N
	S	P	E	N	D	I	N	G
	E							